

DISTRIBUTOR/AGENT:	DATE OF ORDER:
	DATE OF DELIVERY:
	NAME OF THE ADDRESSEE/USER:



FEATURES

- **Frame** painted with non-toxic epoxy powders. Compact and adjustable in height - *to allow access to different table tops and work surfaces* - thanks to the gas spring for the adjustment with the child seated. The **international height adjustment patented system**, typical of the "GRILLO product family", allows for a compact, space-saving base while offering a wide range of height adjustments.
- Grillo Adaptive Seating has a very **breathable, comfortable, durable, easy to wash and quick to dry** fabric, composed by:
 - » Load-bearing upholstery, not removable: the essential design texture allows excellent breathability that **reduces sweating and bacteria formation**. The composition of the fabric allows easy sanitation and washing with quick drying times. The texture maintains the performance even at high loads and it has **self-supporting effect**. It is **fire retardant** according to reaction to fire Class 1 (non-flammable combustible materials) according to the MD of 26th June 1984 and subsequent amendments and additions.
 - » Removable cover is made by very breathable and high quality material both internally and externally. The inner padding has a **highly innovative leading edge structure**, that is three-dimensional, **lightweight**, providing extremely high air circulation, **optimal weight distribution** and excellent comfort. The external fabric is **highly resistant to abrasion** too. **Fire retardant** according to EN 1021-1:2014 and EN 1021-2:2014 standards.
- **Backrest** adjustable in height and tilt thanks to gas spring. Foldable for transport.
- Soft **armrests**, adjustable in height and tilt.
- **Multadjustable padded pelvic side supports** for greater containment. Adjustable in width, rotation and depth.
- **Safe adjustments without any risk of losing the screw.**
- **Seat** tilted by gas spring; adjustable in depth and width thanks to padded pelvic side supports.
- **Legrest** adjustable in height and tilt with physiological fulcrum, such as to make the adjustment comfortable. Adjustable in depth with the seat.
- **Calf rests** adjustable in height and depth.
- **Footrests** tilting and adjustable in flexion-extension.
- **Twin solid wheels**, 75 mm swiveling, all equipped with parking brakes.

Marked

Attention!
Read carefully the user and maintenance manual

Please check off the interested products



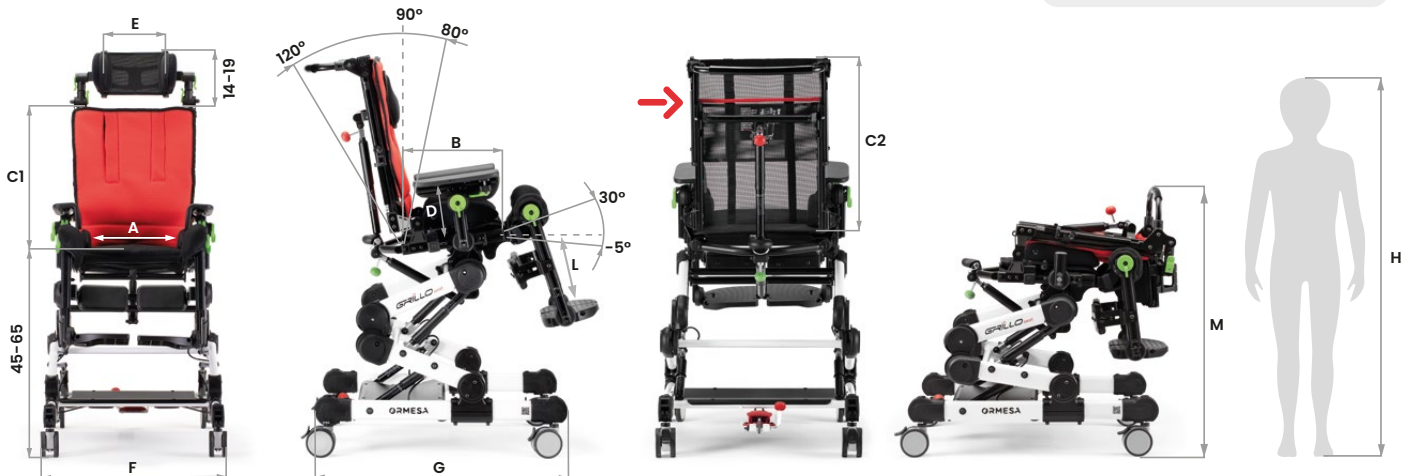
Backrest upholstery colour:

Frame colour: **white**

Red Pink Blue




measures table with and without postural headrest


With the external headrest 863 don't raise the backrest above the red line.



	A	B	C1	C2	D	E	F	G	L	M	Tot. weight	Max. load	User height(H)
Small	20-30 cm	20-30 cm	35-47 cm	35-60 cm	15-20 cm	17 cm	53 cm	65 cm	20-31 cm	68 cm	22,6 kg	35 kg	90-120 cm
	7,8-11,8 in	7,8-11,8 in	13,7-18,5 in	13,7-23,6 in	5,9-7,8 in	6,6 in	20,8 in	25,5 in	7,8-12,2 in	26,7 in	49,8 lb	77,1 lb	35,4-47,2 in


↓ TO BE COMPLETED WITH THE HEADREST

<input type="checkbox"/> 865 Padded headrest adjustable in height. 	<input type="checkbox"/> 835 Padded, shaped and containing headrest adjustable in height. 	<input type="checkbox"/> 863 Postural headrest adjustable in height, tilt and depth. 
--	---	--

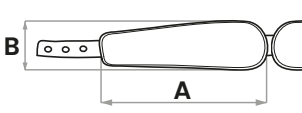
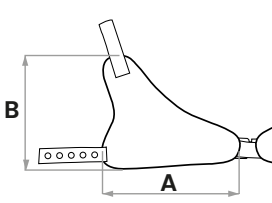
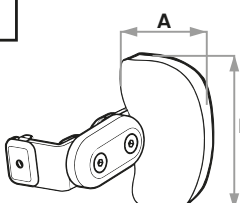
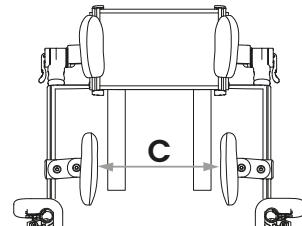
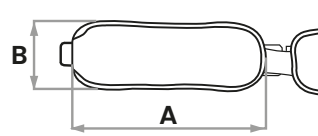
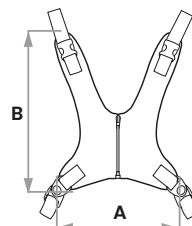
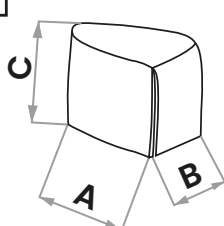
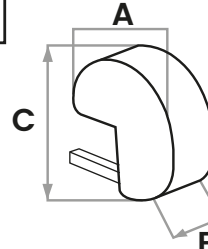
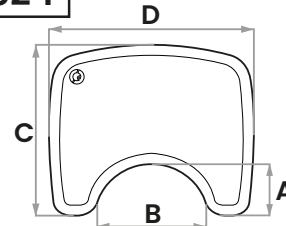
 If the headrest model is not selected, the high chair will be sent with the simpler 865 model.

↓ ADDITIONAL COMPONENTS

<input type="checkbox"/> 947 Pelvic belt with variable angle <input type="checkbox"/> mini <input type="checkbox"/> S 	<input type="checkbox"/> 920 Four point pelvic belt 	<input type="checkbox"/> 838 Trunk side supports Adjustable in height, width and transversally. <input type="checkbox"/> mini <input type="checkbox"/> S 	<input type="checkbox"/> 868 Wrappable and flexible trunk supports Adjustable in height, width and transversally. <input type="checkbox"/> mini <input type="checkbox"/> S 	<input type="checkbox"/> 961 Elbow side supports 
<input type="checkbox"/> 853 Vest harness with zipper <input type="checkbox"/> mini <input type="checkbox"/> S 	<input type="checkbox"/> 834R Adjustable abduction block in depth and abduction. 	<input type="checkbox"/> 834N Narrow abduction block 	<input type="checkbox"/> 824 Tray with wrap-around recess Adjustable in depth, height and tilt with armrests. 	<input type="checkbox"/> 960 Heelrests 

<input type="checkbox"/> 962 Footrests + Heelrests 
--

Notes: _____

COMPONENTS MEASURES	947  mini A=16 cm/6,2 in B=5 cm/1,9 in small A=19 cm/7,4 in B=6 cm/2,3 in	920  small A=16 cm/6,2 in B=15,5 cm/6,1 in	838  mini A=9 cm/3,5 in B=11 cm/4,3 in small A=10 cm/3,9 in B=13 cm/5,1 in  C=19-25 cm/7,4-9,8 in	
	868  mini A=23 cm/9 in B=9 cm/3,5 in small A=26 cm/10,2 in B=9 cm/3,5 in	853  mini A=20,5 cm/8 in B=28 cm/11 in small A=25 cm/9,8 in B=34 cm/13,3 in	834R  mini/s A=12 cm/4,7 in B=8-10 cm/3,1-3,9 in C=9 cm/3,5 in	834N  mini/s A=12 cm/4,7 in B=4 cm/1,5 in C=14 cm/5,5 in
	824  A= 16 cm/6,2 in B= 38 cm/14,9 in C= 53 cm/20,8 in D= 64 cm/25,1 in			